




This omnidirectional antenna is designed for broadband in-building distribution of 3G / 4G / 5G wireless communication systems. The antenna ensures highest performance for in-building passive DAS applications avoiding passive intermodulation products due to the PIM optimized design.

The antenna is constructed from lightweight materials ideal for easy ceiling mounting. The low profile and off-white radome blends easily into most building aesthetics with minimum visual impact.

**FEATURES / BENEFITS**

- Wideband omni antenna, supporting all wireless services in the frequency bands 698-960/1710-2700MHz
- Typically used in indoor distribution of LTE services
- PIM optimized antenna design (-150dBc @2x20W)
- Aesthetical visual appearance, compact and light weight
- Low loss, stable performance
- Pigtail with 4.3-10 female connector
- Ceiling mounting



I-ATO5-43-698/2700

**Technical features**

**GENERAL SPECIFICATIONS**

Product Type		Omnidirectional Antenna
Techn. Application		Indoor

**MECHANICAL SPECIFICATIONS**

Number of Input Ports		1
Connectors		4.3-10 female
Connector Cable	mm (in)	300 (11.81)
Height (Less Connectors)	mm (in)	115 (4.53)
Diameter (Less Connectors)	mm (in)	203 (7.99)
Width (Less Connectors)	mm (in)	4.3 ( )
Length (Less Connectors)	mm (in)	4.3 ( )
Weight	kg (lb)	0.5 (1.1)

**ELECTRICAL SPECIFICATIONS**

Frequenz	MHz	698-960	1710-2700
Gain, typ.	dBi	2 ±0.5	4.5 ±1.0
VSWR		1.5	1.5
Beamwidth, Vertical, typ.	°	46 - 120	35 - 70
Impedance, Ohm	Ω	50	
Polarization		Vertical	
Intermodulation (IM3)		-153 dBc	
Total Input Power max.	W	50	

**MATERIAL**

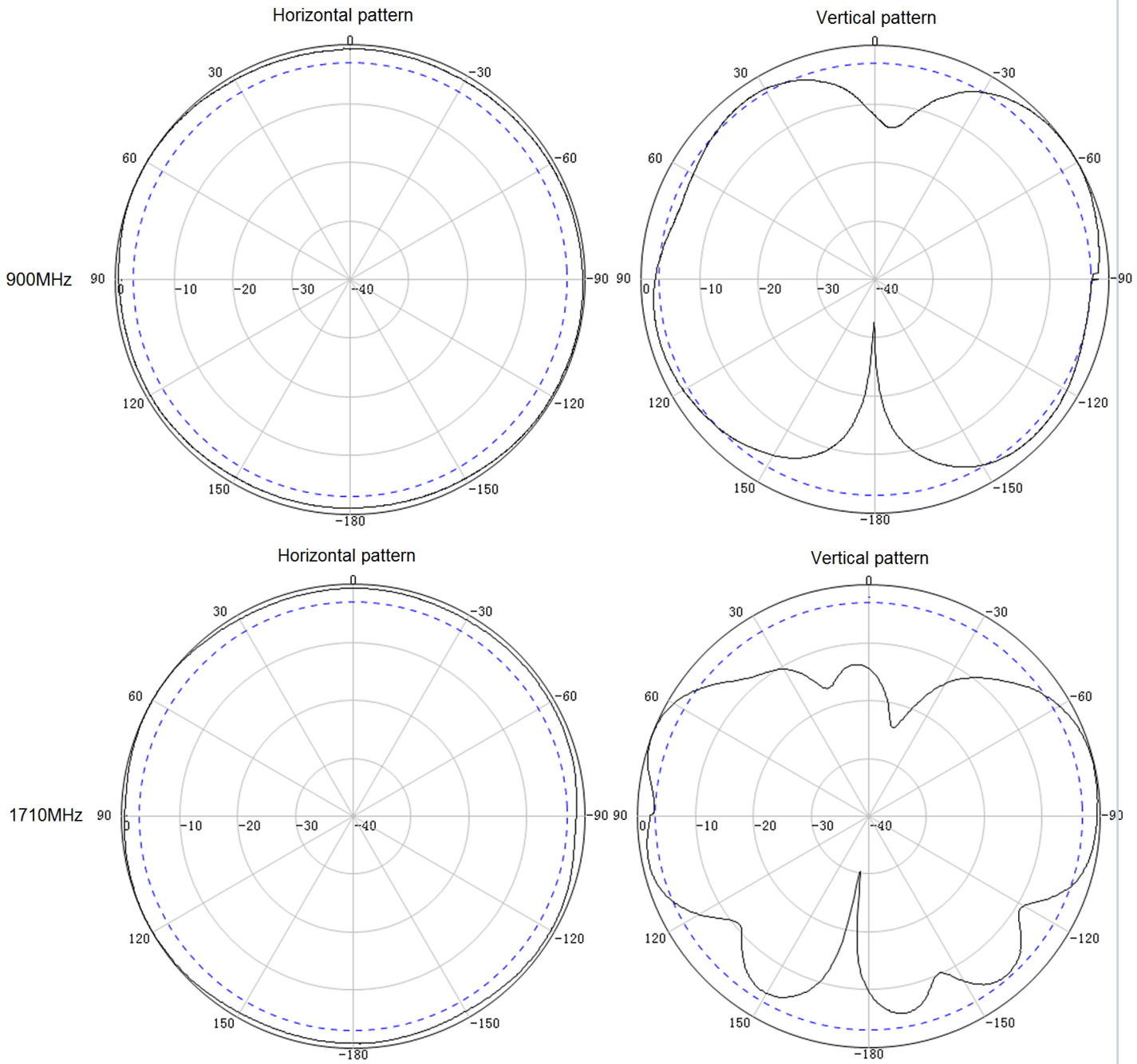
Radome Material		ABS
Radome Color		White (RAL 9003)

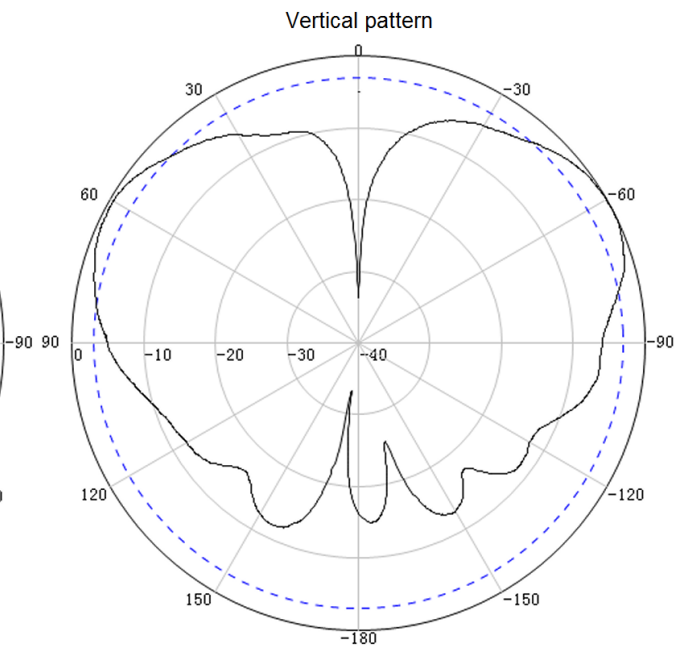
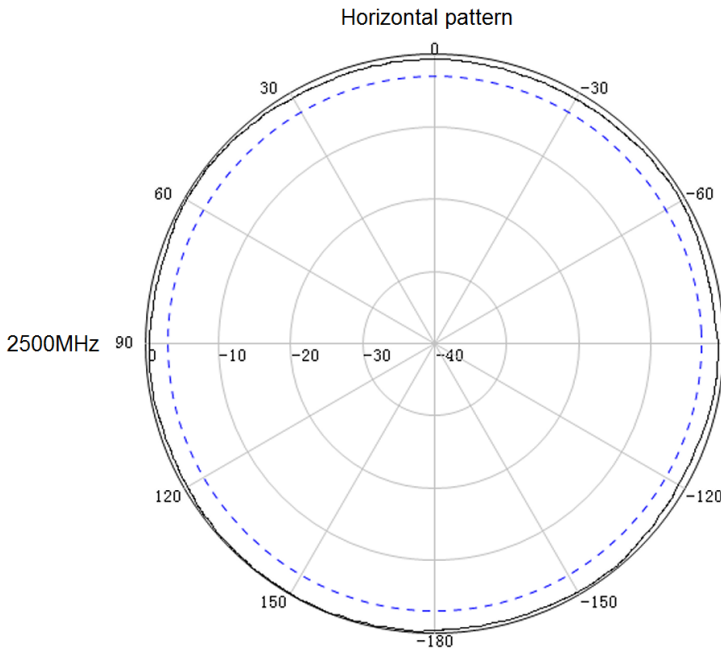
**TEMPERATURE SPECIFICATIONS**

Operation Temperature	°C (°F)	-40 to 55 (-40 to 131 )
-----------------------	---------	-------------------------

**TESTING AND ENVIRONMENTAL**

Environmental Class		Indoor
---------------------	--	--------





External Document Links

Notes

Ceiling mounting via hole ( standard )