



Riser Box

Prysmian Part Numbers: See Below



The Riser Box is designed for use within apartment blocks and mid/high rise office blocks. The unit houses a single integral splice tray, and allows fibres from an in-line or butt Blown Fibre tube cable to be spliced up to 12 customer drop cables. In cases where Blown Fibre tube cables are to be used for the customer drops, bulkhead tube connectors can be fitted to the unit.

Features and Benefits

- Compact wall mounted unit allows installation within small spaces in residential and business premises alike.
- Removable cover for easy access.
- Tamperproof cover security screws available as an option (refer to optional items).
- Unit manufactured from UL94-V0 rated material.
- Kit supplied complete with all components necessary to install an in line or butt cable.
- Customer drop cables exit the unit from the bottom. Drop cables are secured using either rubber grommets for conventional cables, or bulkhead connectors for Blown Fibre tube cables. Refer to additional items.
- All fibres are positively managed to 30mm minimum bend radius.
- Capacity is up to 12 fibre.
- Cables up to 18.6mm in diameter can be accommodated.
- The box can be configured to accommodate either heat shrink splice protectors, crimp splice protectors or mechanical splices. The correct configuration must be ordered as the splice protector inserts can not be re-configured in the field. Note: Splice protectors are not supplied with the box.

Kit Contents

The Riser box is supplied with one splice tray, wall fixings, cables ties and installation instructions.

Note: Splice protectors are supplied separately. See page 3.

Additional Items Required

- Customer Connect Kit – Blown Fibre Tube
- Customer Connect Kit – Conventional Cable
- Splice Protectors

Additional Items Optional

- Security Screw Kit

Part Numbers

- **XCPSC00298** – Riser Box for use with Heat Shrink splice protectors
- **XCPSC00490** – Riser Box for use with Crimp Splice Protectors
- **XCPSC00597** – Riser Box for use with Mechanical Splices

Technical Data

- Number of splice trays: 1
- Maximum Fibre Capacity: 12 Fibres
- Maximum Cable Diameter (mm): 18.6
- Required space envelope (mm): (w) 220 x (h) 150 x (d) 50.
- Operating temperature: -20°C to + 50°C (5 to 95% RH)
- Material:-
 - Wall Box FR ABS Light Grey RAL 7035
 - Splice tray: FR ABS Light Grey RAL 7035
- Testing:-
 - Optical: Tested 1310nm,1550nm and 1625nm
 - Dry heat: BS EN 60068-2-2 Test Bb
 - Damp heat: IEC 60068-2-3: 1969
 - Change of temperature: IEC 60068-2-14: 1984
 - Vibration: IEC 60068-2-6: 1995
 - Shock: IEC 60068-2-27: 1987

Logistics

- Packing Dimensions (mm): (w) 230
(h) 160
(d) 60
- Packed Weight (kg): 0.55
- Net weight (kg): 0.50

Additional Items Required

Customer Connect Kit – Blown Fibre Tube Cable

The kit contains push fit bulkhead connectors and cable ties, required when adding Blown Fibre customer drop cables into the Riser Box. The bulkhead connectors are inserted into the knock-out ports in the box to provide anchorage for the Blown Fibre tube customer drop cables. The kit contains all of the components required to install up to 12 customer drop cables including splice protectors.



Prysmian Part No. – XCPSC00299

Customer Connect Kit – Conventional Cable

The kit contains rubber grommets and cable ties, required when adding customer drop cables into the Riser Box. The grommets are inserted into the knock-out ports in the box to provide anchorage and dust protection for the customer drop cables. The kit contains all of the components required to install up to 12 customer drop cables including splice protectors.



Prysmian Part No. – XCPSC00300

Additional Items Required continued

Heat Shrink Splice Protectors

Splice protectors are used to protect the fibre splice. They are 2.4mm in diameter and 45mm in length.


Prysmian Part No. – XPESC00056 (pack of 12)
XPESC00031 (pack of 50)



Crimp Splice Protectors

Crimp Splice Protectors are used to protect the fibre splice. They are 1.2mm wide x 3.2mm high x 30mm long.

Prysmian Part No. – XKTSC00079 (pack of 12)
XKTSC00078 (pack of 50)



Mechanical Splices

Mechanical Splices are used to splice fibres together without the need of a fusion splicing machine. They are 4mm wide x 4mm tall and 40mm in length. An assembly tool and splice holder is required for installation. See Prysmian data sheet AC007 for further information on mechanical splices.

Prysmian Part No. – XKTSC00121 (pack of 50)



Additional Items Optional

Security Screw Kit

Provides secure, restricted access to prevent unauthorised entry. A special tool is required to gain access to the box.

Prysmian Part No. – XAGSC00476 Security Screw
- XAGSC00477 Security Tool



Please contact your local sales office listed on www.prysmiangroup.com

© Prysmian Group 2012, All Rights Reserved.
The information contained within this document must not be copied, reprinted or reproduced in any form, either wholly or in part, without the written consent of Prysmian Group. The information is believed correct at the time of issue. Prysmian Group reserves the right to amend this specification without notice. This specification is not contractually valid unless specifically authorised by Prysmian Group.